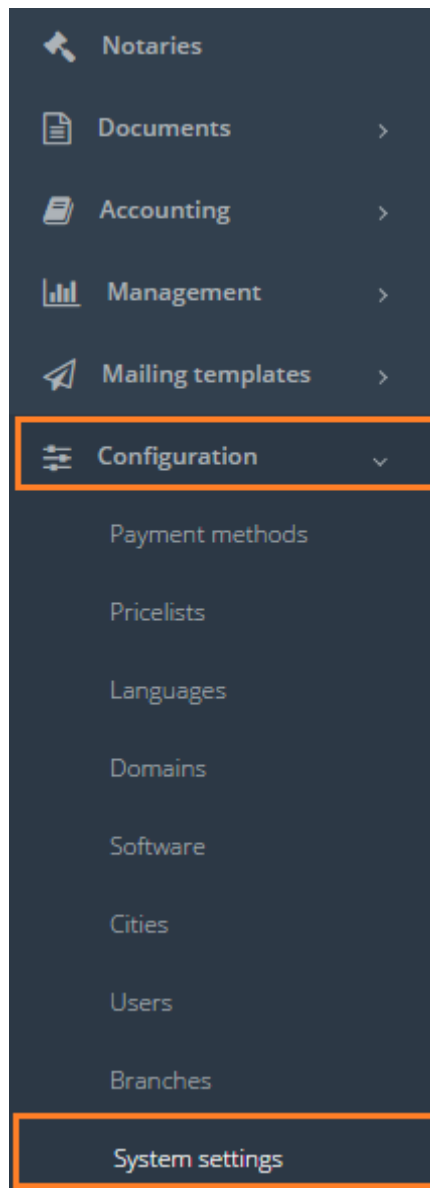


3.4. System configuration

To open system configuration, click “Configuration” -> “System settings” on the Navigation pane.



By default, system has one main configuration.

See the description below, where the data of system configuration are used.

Field	Description
Name	Name of particular configuration
Administrative e-mail	E-mail for receiving system notifications
ICQ number	ICQ number (for information purpose)
Skype username	Skype username (for information purpose)
Domain name	Server authorization name
Company name	Company name (included in Acts of acceptance)
Registration No.	Company registration No.
Name (in English)	Company name in English
Legal address	Legal address
Actual address	Actual address
Legal address in English	Legal address in English
Actual address in English	Actual address in English
Bank name (requisites)	Bank name (used for system documents)
Bank account (requisites)	Bank account number (used for system documents)
Contact details	Contact details (used for system documents)
Payment details	These data are used in e-mail templates (under section Mail). You might want to contact a Support team to discuss this functionality.
Country	Country name
Currency	Currencies that a translation agency operates with (will be revealed in system documents)
VAT	Default VAT rate
Primary language	System interface language, that OCLanguage will have by default
Status	Status of the configuration. At one time only one configuration can be primary.

After all fields are filled, click "Save".

Country: RUSSIAN FEDERATION

Currency: RUR USD EUR

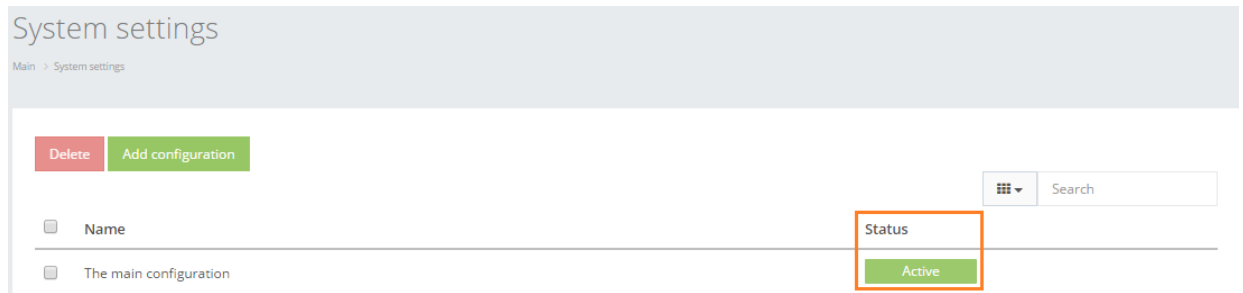
VAT: 18%

Primary language: Русский язык

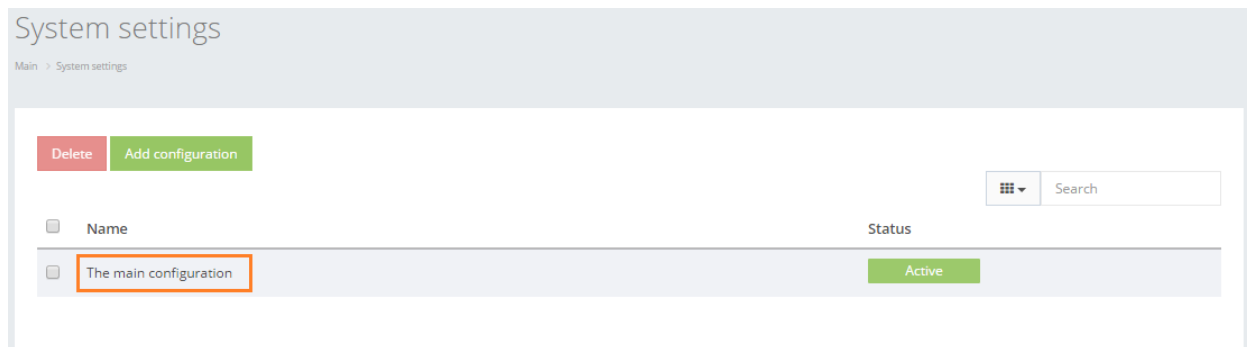
Status:

Save Delete

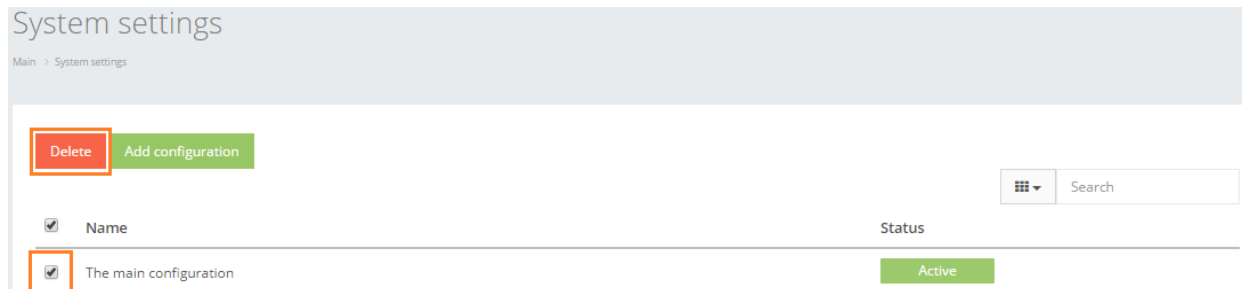
In general view of the System settings, you can see all system configurations. The one with a checkmark is considered as primary system configuration.



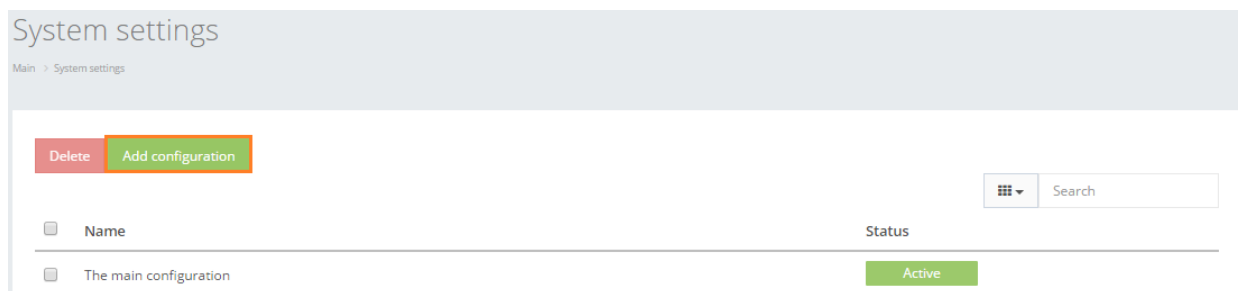
Click on "The main configuration" to review the system configuration data.



In order to delete particular configuration, check the box next to configuration that you want to delete and click "Delete".



Click "Add configuration" to add a new system configuration.



OCLanguage allows to have not one, but several system configurations. This might be a relevant option if the user wants to issue the system documents from different Legal names.