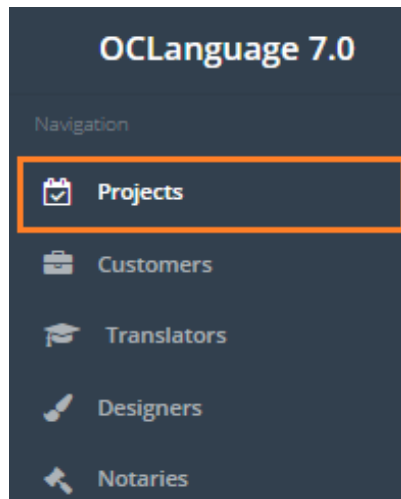


7.6. How to issue appendix to agreement

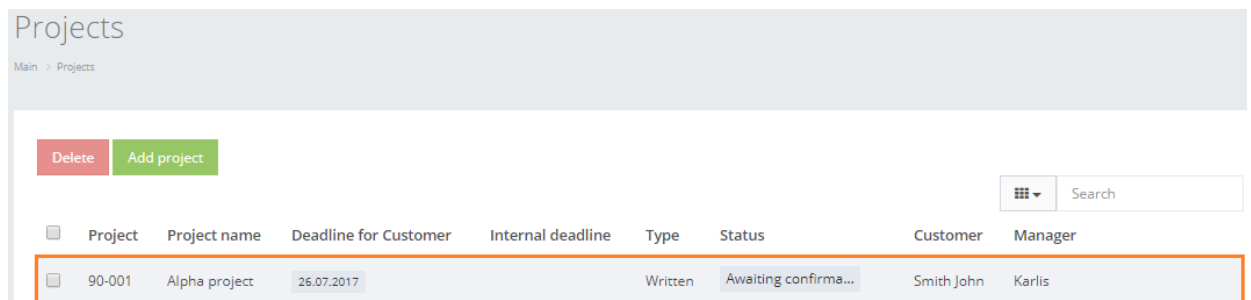
OCLanguage represents a tool for autonomic creation of appendices to general cooperation agreement with the Customer. This document includes information about particular project that the translation agency has supplied its services for.

To create a new appendix to the corporate agreement go through the following steps:

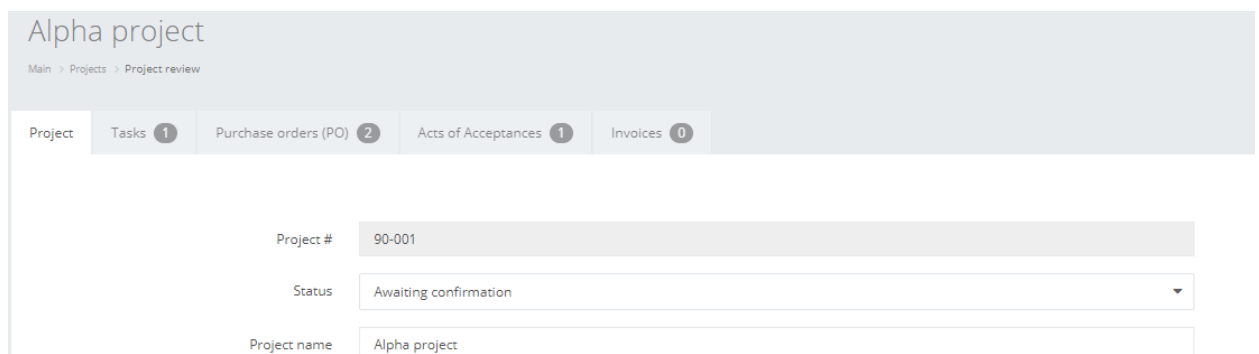
1. Under the main menu click “Projects”.



2. Click particular project.



3. The system will open the project details.



4. Click “Issue agreement”.



The system will generate a document in .pdf form and open it in a new tab.

Appendix creature module is used on case-by-case basis, thereby similarly to agreements, appendices are not stored in a separate system section.

Detailed information about the structure of the above described document can be found in user manual "5.5. Appendix to agreement".